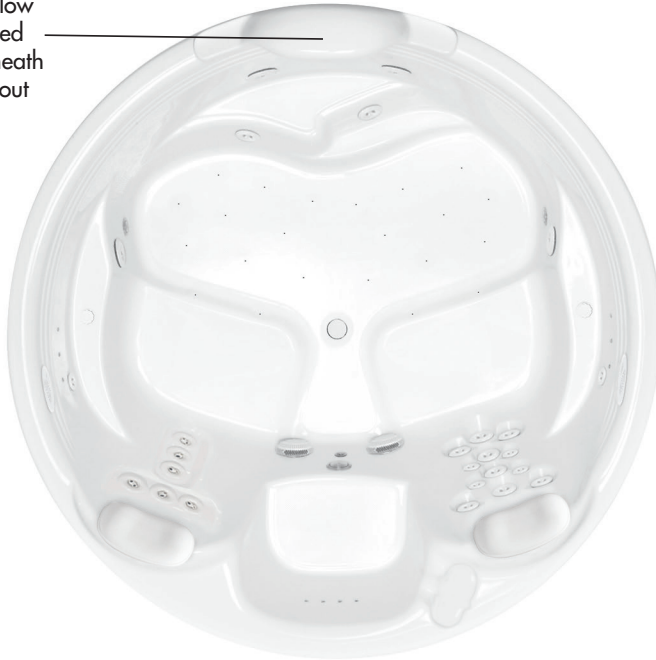


MILLENNIUM 9

76 ½ x 76 ½ x 33 ¼ inches



Overflow
located
underneath
fill spout



FEATURES

- Dual hydrotherapy bath with independent bathing zones
- Raised seating
- Sculpted armrests
- Molded footrests
- Two extra-soft magnetic comfort pillows
- Adjustable metal base
- Slip resistant floor
- Premium cast acrylic surface
- Limited lifetime warranty



Two Person Bath

AVAILABLE SYSTEMS

AIR-WHIRLPOOL COMBINATION

- Dual bathing zones with independent electronic controls
- 24 hydrotherapy jets
 - 12-jet heated-air shiatsu back massage system
 - Elbow and wrist jets
 - Knee and foot jets
 - Back massage jets
- 2 independent pumps (one for each bathing zone)
- 1.5kW inline maintenance heater
- High intensity LED chromotherapy lights (3)
- In-floor illusion air injectors
- Variable speed heated-air blower with wave and pulse modes
- Air system purge and dry cycle
- Floating remote control



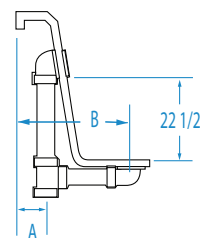
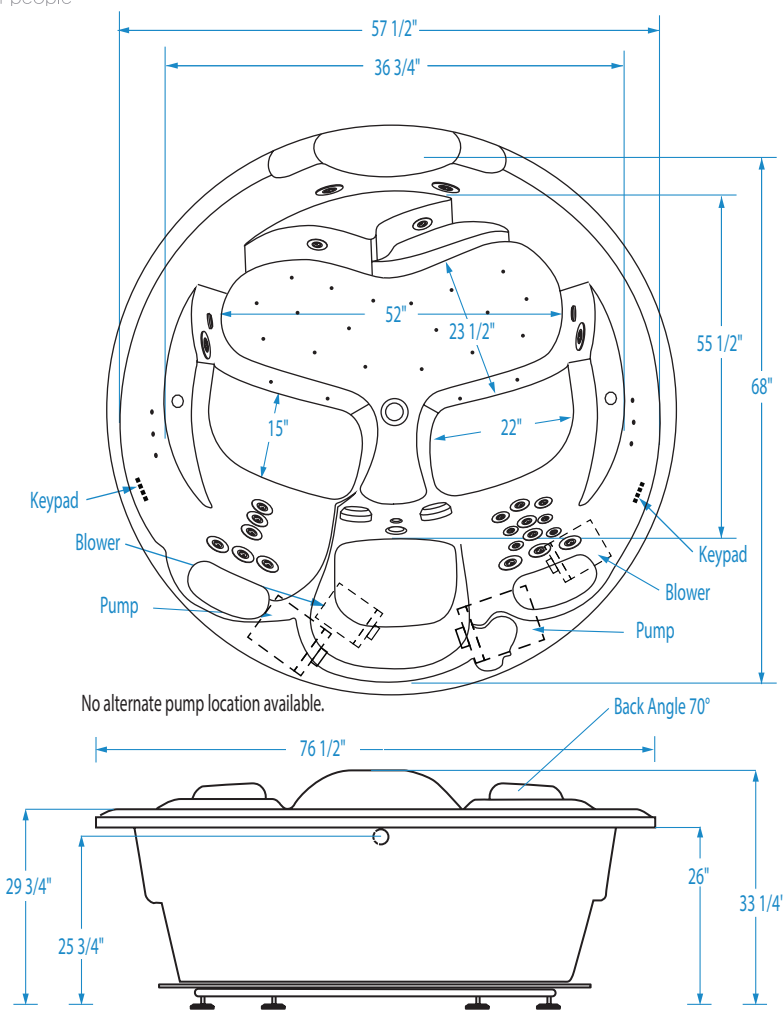
Rev. 04.05.21

MILLENNIUM 9

76 1/2 x 76 1/2 x 33 1/4 inches



This unit has a 3/4" female waterfall fill spout connection.



FEATURES

Dimensional Tolerance ± 3/8". Dimensions needed for site preparation should be measured from the unit. Aquatic assumes no responsibility for preparatory work.

Type and Model #	Material	Jets	Pump	Air System	Blower	Heater	Controls	Drain	Pkg. Wt. lbs
Air-Whirlpool #W9MIL7700	Cast Acrylic	24	102 GPM (2)	Injector	Variable speed (2)	1.5 kw Inline	Electronic	Center	934

DIMENSIONS inches

Width Overall / Net	Depth Overall / Net	Height Overall / Net	Skirt Height
76 1/2	76 1/2	33 1/4 / 26	-

INTERIOR BATHING WELL inches

Capacity to Overflow gal	Min. Operating Capacity gal	WIDTH @ centerline		DEPTH @ centerline	
		Top	Bottom	Top	Bottom
219	198	57 1/2	36 3/4	68	55 1/2

PLUMBING DIMENSIONS inches (mm)

A	B	Drain Diameter / Clearance
3 1/4	38 1/4	2 / 2 1/2

ELECTRICAL DATA

Component	Specification	Requirement
Electronic Control Package		(2) 240V; 15AMP w/ GFCI; 4-Wire w/ Dedicated Neutral

NOTES:

- 1) Where applicable, utilize cut-out templates packed with unit for deck cutouts.
- 2) 16 x 16 minimum access required at pump/blower location(s).